



15-16 Inch
 Speed Rating: Q-S
 70-85 Series

ADVENTURO M/T

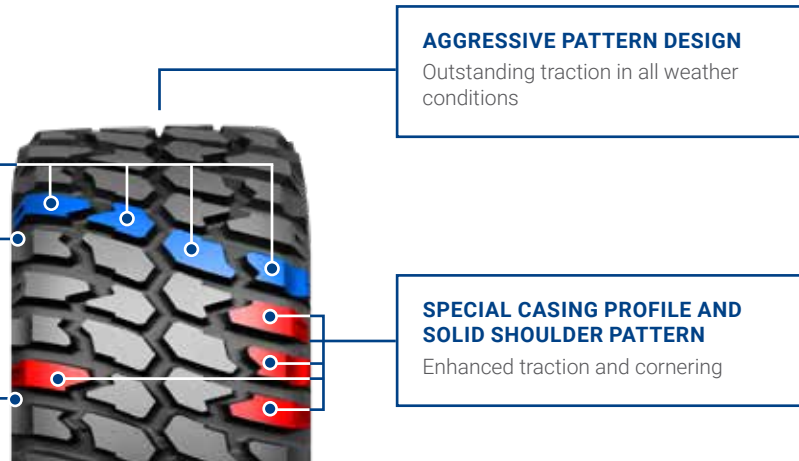
“ADVENTURO M/T is a maximum traction tire that is the most aggressive and rugged tire in GT Radial line designed with large, pronounced tread blocks. It provides superb traction on rough, muddy and snowy terrain.”



FEATURES & BENEFITS

HIGH VOID RATIO AND PYRAMIDAL SHAPED TREAD ELEMENTS
 Outstanding directional stability and steering response


REINFORCED CASING CONSTRUCTION
 Superior overall resistance to damage




ADVENTURO M/T

MUD TERRAIN TIRE



| Rim | Size | LI |  | Overall Diameter (MM) | UTQG | Tread Depth (MM) | Side Wall |
|-----|---------------|---------|---|-----------------------|------|------------------|-----------|
| 15 | LT235/75R15 | 104/101 | S | 739 | - | 14.6 | OWL |
| | 31x10.50R15LT | 109 | Q | 781 | - | 14.6 | OWL |
| | 33x12.50R15LT | 108 | Q | 832 | - | 14.6 | OWL |
| 16 | 305/70R16LT | 118/115 | Q | 840 | - | 14.6 | OWL |
| | 225/75R16LT | 115/112 | Q | 750 | - | 12.6 | OWL |
| | 245/75R16LT | 120/116 | Q | 780 | - | 14.6 | OWL |
| | 265/75R16LT | 123/120 | Q | 810 | - | 14.6 | OWL |
| | 285/75R16LT | 122/119 | Q | 840 | - | 14.6 | OWL |
| | 235/85R16LT | 120/116 | Q | 812 | - | 14.6 | OWL |

LI Load Index  Speed Rating XL Extraload